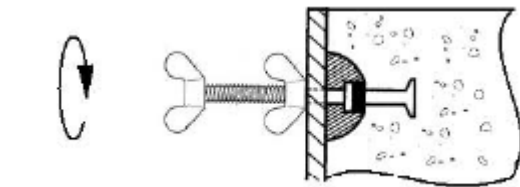
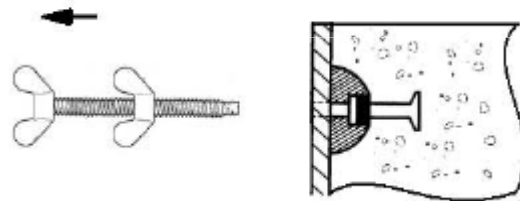


Stripping

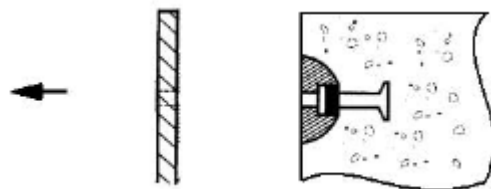
For Steel, Colleted and Articulated void formers



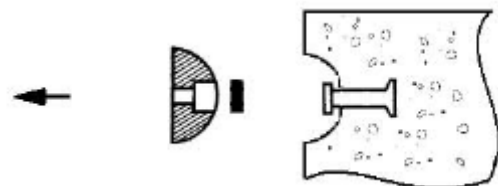
A – Undo wing nut on setting bolt



B – Remove setting bolt from formwork



C – Remove formwork from concrete

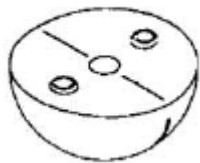


D – Remove void former from anchor head

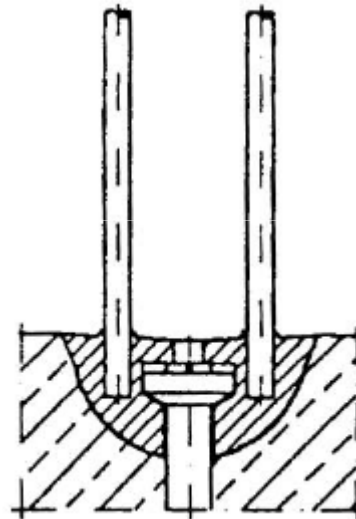
Stripping

For Rubber round and Articulated void formers

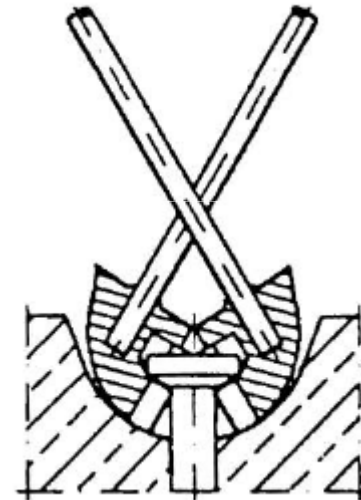
Holes to aid removal
of void former



For articulated &
rubber round
void formers



Install;
– Two rods into
removal holes.



For removal;
– Lever void as per
the diagram above

